

# WE ENGINEER THE FUTURE



EN

ØVERAASEN AIRPORT EQUIPMENT




# ØVERAASEN FUTURISTIC NORWEGIAN SNOW HOW

## INTRODUCTION

For more than 110 years, we have followed a clear strategy with focus on design, construction and marketing of winter snow clearance equipment. This has allowed us to build up lot of expertise, a detailed knowledge of airport snow clearance needs and the possibility to respond to theses needs with the best possible technology available on the market in terms of capacity, speed, reliability and clearance performance.

As a family-owned company not dependent on the interests of anonymous shareholders, we offer you an important advantage: We can respond directly to highly specific customer requirements and use these as the basis for the design of operational excellency and economical snow clearing equipment for the future. Our portfolio extends from runway sweepers, through element ploughs, to the world's largest self-propelled snow blower. Developed with an in-depth understanding of difficult snow and weather conditions – for the hard winters in the far North – our equipment is ready for use anywhere around the world.

  
Thor Arve Øveraasen  
Owner / Managing Director



## CONTENTS

Towed runway sweepers RS 200 . RS 400 _____	08
Compact runway sweepers RSC 250 . RSC 400 _____	16
Snow blowers TV 750 _____ TV 1000 . TV 1000+ _____ TV 1520 . TV 2200 _____	24 28 32
Snow ploughs EP 6 . EP 7 . EP 8 . EP 9 _____	36
ØVERAASEN Fleet Cloud System _____	40
Maintenance, service, spare parts _____	44
Sustainability _____	48
Expertise, contact _____	50



## SNOW CLEARANCE EQUIPMENT. A CLASS OF ITS OWN.

To clear a 3 500-meter long runway in less than ten minutes and ensure safe winter airport operation during all weather conditions, that is only possible if quality, reliability, efficiency and easy operation are combined to create the perfect result.

Our current portfolio of airport equipment includes runway sweepers, snow blowers and snow ploughs from the Performance Line series. All developed according to the same principle: Innovation from the inside out. Engines that meet the most recent emissions regulations, latest generation of hydraulic and electrical components, encased in high-tech composite materials with a futuristic design. Equipped to provide optimum performance even under the most challenging conditions.

### SNOW BLOWERS

Five models, able to cope with all possible tasks. From the new TV 750, the TV 1000+ with its “Flying Cab”, to the TV 2200, still the world’s most powerful snow blower.



### PERFECT IN EVERY DETAIL

The toughest tasks effortlessly accomplished, with superb machines, perfect in every detail. From the easy-to-maintain drive system through the corrosion-proof bolt connections to the vibration-free brushes and ergonomic operation.


### RUNWAY SWEEPERS

Whether towed equipment, or compact machines: Each of them is a real “Snow Monster” equipped for efficient operations on all airport areas.



### CUSTOM CONFIGURATION

Alternative drive system, increased working width, front air system, Arctic Package, steerable rear axles in order to create a machine perfect for you.



# PRO



# WE PROVIDE PERFECT SOLUTIONS FOR TOMORROW

Mille Øveraasen, Thor Arve Øveraasen, Thor-Christian Øveraasen

## KEEPING IT IN THE FAMILY.

In 1908 – armed with a healthy portion of courage and pioneering spirit – Hans and Even established the ØVERAASEN family company. Now, more than 110 years later, ØVERAASEN is still a family-owned company. The company has grown a lot, and ØVERAASEN equipment is present not only at Norwegian airports but throughout the world. The comprehensive portfolio of products, services and new, digital applications include the ØVERAASEN Fleet Cloud System and autonomous vehicles.

And yet, through the decades, we have remained true to ourselves – and will continue to do so. We are and will always remain independent and therefore a strong partner for you. We are continuously acquiring new, in-depth expertise, and pass on our knowledge and experience to the next generation of the company's management and to our employees for even more "Futuristic Norwegian Snow How".



TOWED RUNWAY SWEEPERS  
RS 200  
PERFORMANCE LINE

## INTELLIGENT MODULAR STRUCTURE. FLEXIBLE USE.

The RS 200 and RS 400 are towed runway sweepers for three-stage mechanical snow clearance: The plough clears the snow away to the side, the brush detaches any remaining snow or slush and the air fan blows the rest of the snow away. The surfaces are cleared, and a significant saving of cost-intensive, environmentally harmful chemicals is achieved.

With a working width of 3 600 mm at 32° and a clearing capacity of 234 000 m<sup>2</sup>/h, the RS 200 Performance Line is ideally suited for clearing snow and slush and operates quietly and efficiently even at high speeds.



# RS 200

ØVERAASEN RS 200 Performance Line







# RS 200

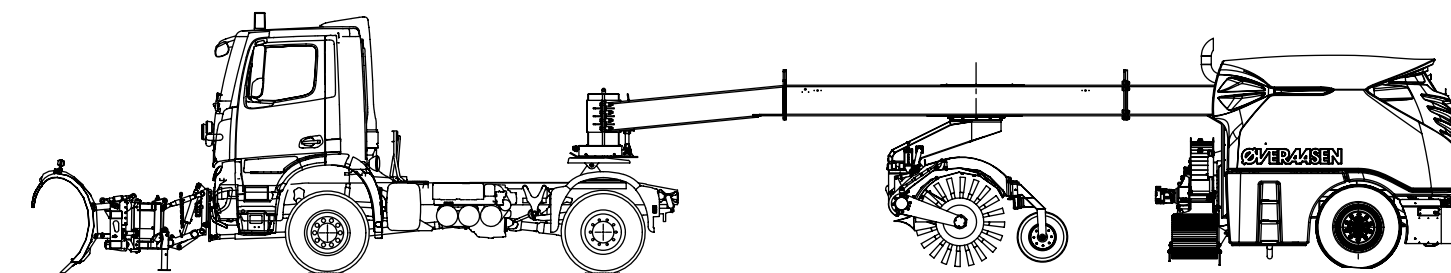
## TECHNICAL DATA RS 200 Performance Line

Length	11 340 mm	Air speed	150 m/s
Transport width	2 800 (2 500) mm	Auxiliary engine*	MTU / Mercedes-Benz, EU Stage V
Height	2 760 mm	Power output	280 kW
Brush diameter	1 170 mm	Fuel tank	1 000 l
Brush material	Steel, poly, mixed	Hydraulic tank	150 l
Brush speed	0-720 rpm	Electrical system	24 Volt
Clearing width*	3 600 mm	Weight	12 560 kg
Clearing capacity	234 000 m²/h		
Blower capacity	40 000 m³/h		

\*Alternatives available on request

## YOUR BENEFITS

- Extremely low operating costs throughout the entire lifecycle
- Large brush diameter
- High-performance blower
- Automatic brush adjustment
- Integrated diagnostic and PC-based service tool
- High working speed without vibration
- Low maintenance and service costs
- Easy access to all service points
- Option: Fleet Cloud System
- Designed for autonomous operation with Yeti





**TOWED RUNWAY SWEEPERS**  
**RS 400**  
**PERFORMANCE LINE**

**HIGH PERFORMANCE. NO COMPROMISES.**

The RS 400 Performance Line moves the proven RS 400 concept forwards into the future and convinces with outstanding clearing performance and extremely low operating costs. It has a clearing capacity of 357 500 m<sup>2</sup>/h.

We have introduced design innovations to further optimize the brush unit and the fully automatic brush adjustment mechanism. The already immense blower capacity has increased to 40 000 m<sup>3</sup>/h.

To make service activities simpler and achieve more economical maintenance, the RS 400 Performance Line possesses an integrated diagnostic tool. The one-piece engine hood can be tilted backwards to provide optimum access for service operations.

To achieve even more efficient operation, the RS 400 is available with an extended working width of 6 100 mm. This runway sweeper can also be operated autonomously via Yeti and can be integrated in the ØVERAASEN Fleet Cloud System.

# RS 400

ØVERAASEN RS 400 Performance Line



HONOURS AWARD FOR DESIGN EXCELLENCE  
NORWEGIAN DESIGN COUNCIL

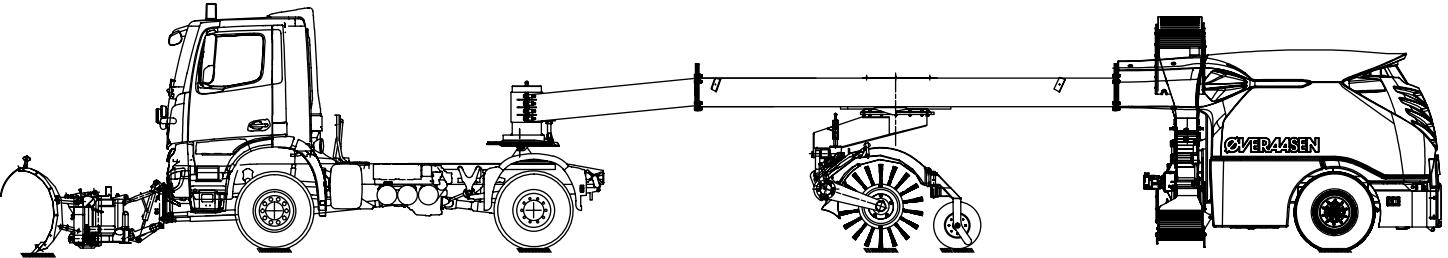


# RS 400

## TECHNICAL DATA RS 400 Performance Line

Length	12 400 mm	Blower capacity	40 000 m³/h
Transport width	2 800 (2 500) mm	Air speed	150 m/s
Height	2 760 mm	Auxiliary engine*	MTU / Mercedes-Benz, EU Stage V
Brush diameter	1 170 mm	Power output	320 kW
Brush material	Steel, poly, mixed	Fuel tank	1 000 l
Brush speed	0-720 rpm	Hydraulic tank	150 l
Clearing width*	5 500 mm	Electrical system	24 Volt
Clearing capacity	357 500 m²/h	Weight	14 240 kg

\*Alternatives available on request



## YOUR BENEFITS

- Large clearance width of up to 6 100 mm
- Logical, easy operation
- Low investment
- Large brush diameter
- High-performance blower
- Automatic brush adjustment
- Integrated diagnostic and PC-based service tool
- High operating speed without vibration
- Option: Fleet Cloud System
- Prepared for DustBox
- Designed for autonomous operation with Yeti



## EASY MANOEUVRING. EFFORTLESS CLEARING.

The RSC 250 provides full clearance performance at all times, and stands out, in particular, when working under difficult conditions and more narrow areas: Thanks to the state-of-the-art technology in the driver's cab, the RSC 250 can be manoeuvred with great precision.

Designed for use on taxiways and aprons, this compact vehicle is also suitable for high-speed operation on runways – where it also ensures outstanding clearing performance. All this makes the RSC 250 a versatile, multi-functional solution that is unique on the market.

Built on a standard Mercedes-Benz chassis, every aspect of this runway sweeper reflects the advanced underlying concept: top-quality composite materials, sophisticated components, aerodynamic design and easy access to service points are all present as standard in the same way as the automatic brush adjustment. The RSC 250 can also be operated autonomously via Yeti.

# RSC 250

ØVERAASEN RSC 250 Performance Line








# RSC 250

## TECHNICAL DATA RSC 250 Performance Line

Length without plough	9 820 mm	Auxiliary engine*	MTU / Mercedes-Benz,
Transport width	4 800 mm		EU Stage V
Height with standard cab	3 870 mm	Power output	260 kW
Brush diameter	920 mm	Chassis*	Mercedes-Benz Arocs,
Brush material	Steel, poly, mixed		Euro 6
Brush speed	0-900 rpm	Fuel tank	800 l
Clearing width	3 600 / 4,180 mm	Hydraulic tank	150 l
Clearing capacity	273 500 m²/h	Electrical system	24 Volt
Blower capacity	40 000 m³/h	Weight	19 750 kg
Air speed	150 m/s		

\*Alternatives available on request



## YOUR BENEFITS

- High operating speed without vibrations
- Special suspension front and rear
- Low maintenance and service costs
- Small turning circle
- Appr. 4 200 mm working width
- Easy access for maintenance and service
- Logical, easy operation
- Options:
  - Front air system
  - Arctic Package
  - Fleet Cloud System
  - Dammann sprayer 4000 l
  - Hydraulic suspension
- Designed for autonomous operation with Yeti



**COMPACT RUNWAY SWEEPERS**  
**RSC 400**  
**PERFORMANCE LINE**

**FOR OPTIMUM RESULTS. UP TO 65 km/h.**

The RSC 400 Performance Line is the largest of the ØVERAASEN compact vehicles and combines high blower performance with a clearing capacity of 375 500 m<sup>2</sup>/h. The already impressive clearing width of 5 500 mm at 32° can optionally be extended to 6 100 mm – for even larger clearing capacity.

The RSC 400 is easy to manoeuvre, easy to operate, and, thanks to the easy access to all the service points, easy to maintain. This runway sweeper has been designed to work at high speeds and ensures quiet, low-vibration operation. The sweeper unit, with 20, 28 and 32 rows of brush cassettes, permits a long sweeper service life and thus maximum efficiency.

As a customized configuration, the RSC 400 Performance Line is also available with a 4 000-litre sprayer. Rear-axle steering, articulated steering or a combination of the two are available as steering variants. To cope with extreme conditions, this compact vehicle can be equipped with the ØVERAASEN Arctic Package with its intelligent control unit.



HONOURS AWARD FOR DESIGN EXCELLENCE  
NORWEGIAN DESIGN COUNCIL

# RSC 400

ØVERAASEN RSC 400 Performance Line



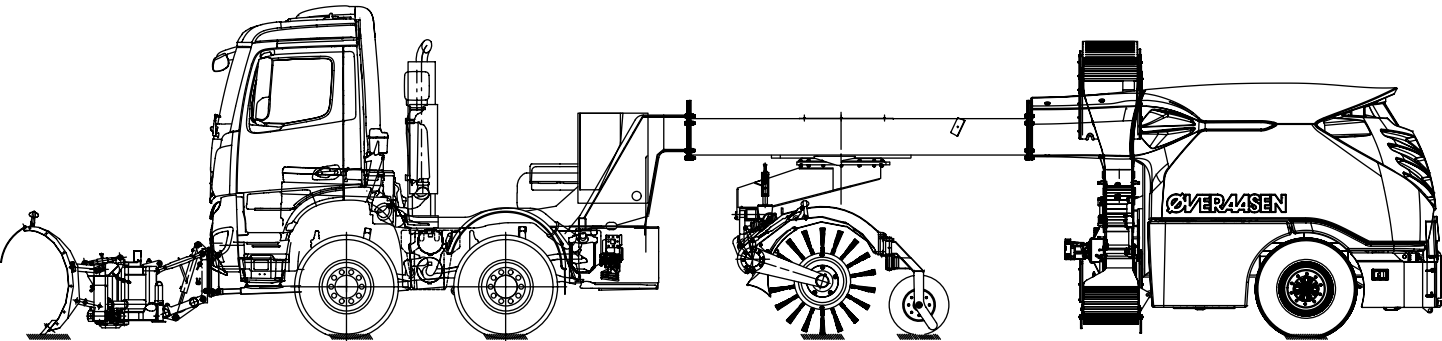


# RSC 400

## TECHNICAL DATA RSC 400 Performance Line

Length without plough	13 510 mm	Auxiliary engine*	MTU / Mercedes-Benz,
Transport width	6 240 mm		EU Stage V
Height	3 610 mm	Power output	320 kW
Brush diameter	1 170 mm	Chassis*	Mercedes-Benz Arocs,
Brush material	Steel, poly, mixed		Euro 6
Brush speed	0-720 rpm	Fuel tank	1 000 l
Clearing width*	5 500 mm	Chassis fuel tank	290 l
Clearing capacity	357 500 m²/h	Hydraulic tank	150 l
Blower capacity	40 000 m³/h	Electrical system	24 Volt
Air speed	150 m/s	Weight	24 000 kg

\*Alternatives available on request



## YOUR BENEFITS

- Unique sweeper suspension with mechanical float
- High operating speed without vibrations
- Small turning circle
- Easy access for maintenance and service
- Low maintenance and service costs
- Options:
  - Extended working width of up to 6 100 mm
  - Arctic Package
  - Fleet Cloud System
  - Dammann sprayer 4 000 l
  - Rear-axle steering, articulated steering or a combination
- Designed for autonomous operation with Yeti



## NEW. AND A REAL ØVERAASEN.

Outstanding 360° vision, high performance for all types of snow and a large casting distance of up to 50 m. This is how all ØVERAASEN snow blowers prove themselves in tough winter conditions.

Just like the new TV 750 Performance Line: With a clearing capacity of 6 500 t/h at a casting distance of 25 m, it rounds off the portfolio of applications for the medium performance segment. The high transport and operating speed makes it possible to carry out the snow clearing reliably and safely in the predefined time window.

Just like the larger models, the new TV 750 Performance Line is mounted on a purpose-built chassis with a correspondingly dimensioned diesel engine. The cab is fitted to the main chassis to ensure low vibrations. Further, the blower head is working independently from the chassis, and is following the surface precisely. The TV 750 is equipped with hydraulic suspension and the engine compartment is well accessible for uncomplicated maintenance and easy service.

# TV 750

ØVERAASEN TV 750 Performance Line



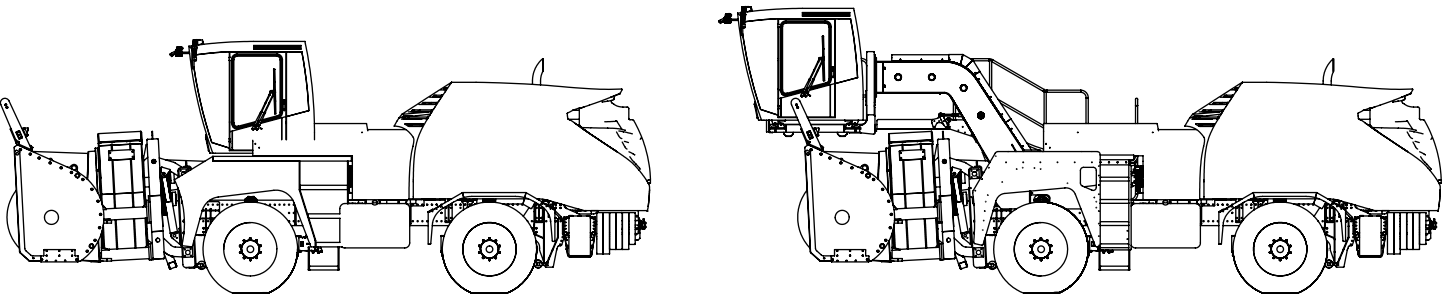


# TV 750

## TECHNICAL DATA TV 750 Performance Line

Length	10 170 mm	Max. casting distance	50 m
Clearing width	3 000 mm	Engine	Volvo Penta, EU Stage V
Clearing height	2 000 mm	Power output	585 kW
Cab height front / back	4 500 / 3,970 mm	Electrical system	24 V
Clearing speed	max. 50 km/h	Fuel tank	approx. 1 000 l
Clearing capacity at 25 m	6 500 t/h	Weight	26 000 kg

- Exceptional comfort and optimum 360° vision
- Cab mounted in front of the blower chute or at the rear
- Vibration-free operation even at high speeds
- Outstanding performance for all snow types
- Large casting distance
- Powerful mechanical transmission made by Øveraasen
- Unique, accessible engine compartment
- Application-oriented chassis
- Four-wheel drive
- Hydraulic suspension
- Four-wheel steering





**SNOW BLOWERS**  
**TV 1000 | TV 1000+**  
**PERFORMANCE LINE**

**ØVERAASEN FLYING CAB. ALWAYS BEST VISION.**

The TV 1000 Performance Line self-propelled, high-performance snow blower stands for a new level of quality in the field of snow clearance technology. Equipped for tough clearing operations, it combines high performance of 7 500 t/h at a casting distance of 25 m with outstanding safety.

This is possible thanks to the innovative “Flying Cab” which can be moved independently from the blower head. At all times, the driver benefits from a snow-free 360° view, optimum comfort, vibration-free operation and a low noise level of only 74 dBA.

Optional: The TV 1000+ Performance Line excels with even more performance; at a casting distance of 25 m, the clearing capacity is 8 500 t/h.



# TV 1000 TV 1000+

ØVERAASEN TV 1000/+ Performance Line







## TV 1000 / TV 1000+

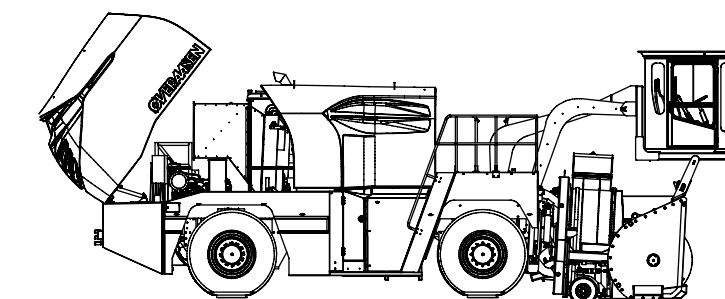
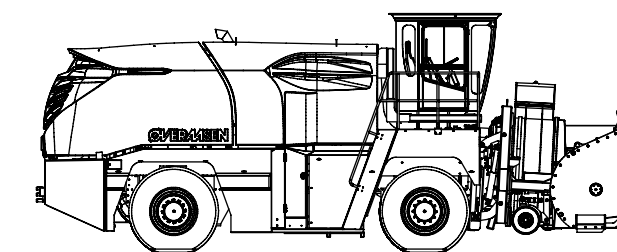
### TECHNICAL DATA TV 1000 / TV 1000+ Performance Line

#### TV 1000

Length	10 860 mm
Clearing width	3 430 mm
Height	4 280 mm
Clearing height	2 000 mm
Clearing speed	max. 60 km/h
Clearing capacity at 25 m	7 500 t/h
Max. casting distance	50 m
Chassis engine	Volvo Penta, EU Stage V
Power output	235 kW
Auxiliary engine	Volvo Penta, EU Stage V
Power output	565 kW
Electrical system	24 V
Fuel tank	1 500 l
Weight	32 200 kg

#### TV 1000+

Length	10 860 mm
Clearing width	3 430 mm
Height	4 280 mm
Clearing height	2 000 mm
Clearing speed	max. 60 km/h
Clearing capacity at 25 m	8 500 t/h
Max. casting distance	50 m
Chassis engine	MTU / Mercedes-Benz, EU Stage V
Power output	230 kW
Auxiliary engine	MTU, EU Stage V
Power output	730 kW
Electrical system	24 V
Fuel tank	1 500 l
Weight	35 500 kg



### YOUR BENEFITS

- The Flying Cab can be individually positioned behind or in front of the chute
- Exceptional comfort and optimum 360° vision
- Vibration-free even at high speeds
- Blower system for all snow types, including very wet, icy or hard
- Powerful mechanical transmission made by Øveraasen
- Four-wheel drive
- Unique, accessible engine compartment
- Four-wheel steering, also with crab steering
- Hydraulic suspension



## THE BIGGEST. THE TOUGHEST.

Designed to meet the most demanding requirements in terms of clearing capacity and casting distance, the two self-propelled snow blowers TV 1520 and TV 2200 effortlessly keep up with the speed of the snow clearance convoy. The driver has an obstacle- and snow-free view at all times with the cab positioned in front of the snow chute.

The ØVERAASEN TV 1520 is equipped with a 1 163 kW diesel engine, which reliably provides a clearing capacity of 10 000 t/h at a casting distance of 25 m.

With an overall power output of 1 600 kW, the ØVERAASEN TV 2200 is currently the world's most powerful self-propelled snow blower. And the snow clearing capacity is equally impressive: more than 12 000 t/h, again at a casting distance of 25 m.

# TV 1520 TV 2200

ØVERAASEN TV 1520 / TV 2200







# TV 1520 / TV 2200

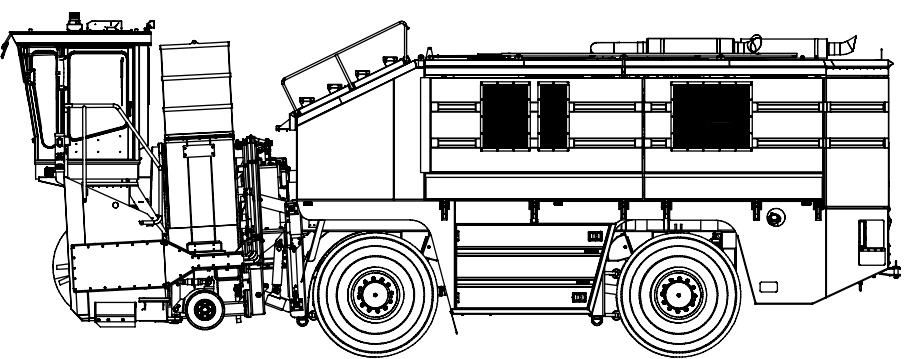
## TECHNICAL DATA TV 1520 / TV 2200

### TV 1520

Length	11 450 mm
Clearing width	3 400 mm
Height	4 420 mm
Clearing height	2 000 mm
Clearing speed	max. 60 km/h
Clearing capacity at 25 m	10 000 t/h
Max. casting distance	50 m
Engine	MTU, EU Stage V
Power output	1 163 kW
Electrical system	24 V
Fuel tank	2 500 l
Weight	37 000 kg

### TV 2200

Length	11 450 mm
Clearing width	3 400 mm
Height	4 420 mm
Clearing height	2 000 mm
Clearing speed	max. 60 km/h
Clearing capacity at 25 m	12 000 t/h
Max. casting distance	50 m
Engine	MTU, EU Stage V
Power output	1 600 kW
Electrical system	24 V
Fuel tank	2 500 l
Weight	40 000 kg



## YOUR BENEFITS

- High working speed
- Excellent view from the cab, positioned in front of the snow chute
- Specially designed chassis
- Blower system for all types of snow
- Very high clearing capacity of 10 000/12 000 t/h
- Max. casting distance of 50 m
- Mechanical drivetrain designed by Øveraasen
- Hydraulic suspension
- Four-wheel drive
- Four-wheel steering



## LIGHT CONSTRUCTION. CONVINCING PERFORMANCE.

Runways, taxiways, apron areas: The element ploughs clear snow quickly and without residue. These snow ploughs have been designed to work in combination with ØVERAASEN runway sweepers and stand out through their practical, lightweight design and a unique DuoLift lifting device. Different clearing widths and performances for different applications are available – from 4,5 m for EP 6, the smallest in the range, to approximately 7,0 m for EP 9, the largest element plough.

For optimum results irrespective of the movement of the vehicle and any uneven surface, the segments are suspended and ensure continuous full blade contact. Thanks to the controlled float system, the ploughs can also be used without support wheels.

The shape of the blade is designed to ensure maximum clearing results, and the working angle is 35°. All ploughs can be equipped with a second row of slush blade. On the EP 7, EP 8 and EP 9, the wings can be folded in for space saving parking. Optionally, the ploughs can be supplied with high end casting elements.

# EP PLOUGHS







# EP PLOUGHS

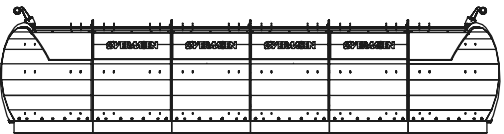
## YOUR BENEFITS

- Proven, strong design
- Supplied with DuoLift lifting device
- Low weight
- Snow deflector
- Controlled floating system
- Options:  
Support wheels  
Slush blade  
Snow stoppers  
Plastic or steel cutting edges

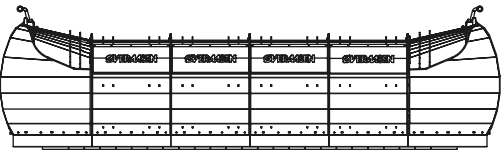
## TECHNICAL DATA EP 6 / EP 7 / EP 8 / EP 9

Snow ploughs	EP 6	EP 7	EP 8	EP 9
Clearing width	4 550 mm	5 300 mm	6 010 mm	6 810 mm
Max. width	5 860 mm	6 780 mm	7 710 mm	8 630 mm
Clearing capacity	295 425 m <sup>2</sup> /h	344 695 m <sup>2</sup> /h	403 000 m <sup>2</sup> /h	442 650 m <sup>2</sup> /h
Number of elements	6x	7x	8x	9x
Element width	925 mm	925 mm	925 mm	925 mm
Element height*	1 250 mm	1 250 mm	1 250 mm	1 250 mm
Clearing angle	35°	35°	35°	35°
Retract height, element	approx. 120 mm	approx. 120 mm	approx. 120 mm	approx. 120 mm
Weight incl. lifting device	1 400 kg	1 600 kg	1 810 kg	2 030 kg
Lifting device	DuoLift	DuoLift	DuoLift	DuoLift

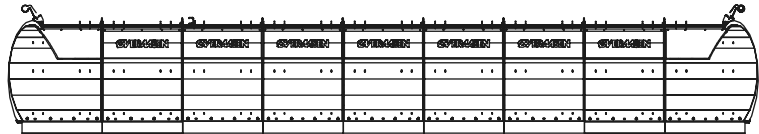
\*Optional: 1,450 mm left and right



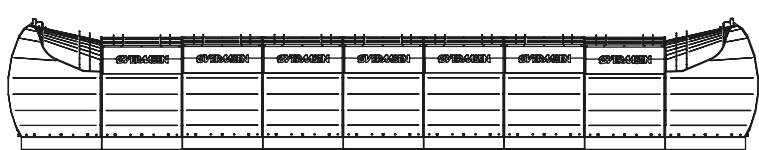
EP 6



EP 6 / w - high casting wings



EP 9



EP 9 / w - high casting wings



# WE CONNECT YOU TO HIGHER PROFITABILITY

Ulrich Maurer, Finance Director

## ADDED VALUE FROM YOUR DATA. FLEET CLOUD.

More safety, more reliability, more performance: ØVERAASEN Fleet Cloud System gets the very best out of your equipment. All the operating data – both for each machine and for the entire fleet – is continuously recorded. Detailed analyses show exactly where there is potential for optimization and how you can manage your operations even more efficiently.

In addition, you can plan maintenance more precisely and – a key benefit of the Fleet Cloud System – pre-program the entire fleet for different operating scenarios. You can do all this very simple, at any time and wherever you are – with our comprehensive digital support.

ØVERAASEN Fleet Cloud System can also be integrated without difficulty in equipment from other manufacturers – not just those intended for winter use.

**ØVERAASEN** |  
Fleet Cloud System



**MORE EFFICIENCY. PRE-PROGRAMMED.**

ØVERAASEN Fleet Cloud System is a two-way communication platform that provides you with comprehensive support for your airport operations. It is a highly efficient software-based tool for the advanced planning, monitoring and for detailed analysis of all your snow clearance activities.

With the Fleet Cloud System, you can pre-program your entire fleet for different conditions: Vehicles, brush adjustments, air blower speeds, spray volumes and much more. And all this via remote access.

Real-time parameters such as fuel and chemical volumes as well as critical engine information can be monitored and documented in reports, for example to provide proof of your efforts to achieve greater sustainability and improved environmental protection.

- **User-friendly portal**
- **Custom configurations**
- **Control function**
- **Complete documentation**
- **Service planning**
- **Increased profitability**
- **Simple planning and control**
- **Continuous availability**
- **Increased machine utilization**
- **Usable with equipment from different manufacturers**

**ØVERAASEN**  
Fleet Cloud System

Morten Karlsen  
Fleet Cloud Engineer

Defined machine data is transferred to a cloud server via a mobile connection and each machine is directly associated with its own account. You simply call up the processed data via a web portal and have nothing to worry about: Just get connected.





# WE STRIVE FOR POWERFUL SUPPORT

Joep Spruit / Per Arne Bjeglerud, Customer Support Team

## SERVICE CONTRACTS. TO PROTECT YOUR INVESTMENT.

The more intensively and frequently your snow clearance equipment has to work, the more severe the consequences are if things go wrong. An individually tailored service agreement ensures reliable operation without unplanned repairs and protects the value of your investment in the long term. Our specialists look after your equipment at defined intervals and service costs and service activities can be planned in advance to ensure the equipments availability. The warranty periods are extended automatically for customers with service agreements.

## SNOW-HOW AT FIRST HAND: PRODUCT COURSES AND TRAINING

The better trained your employees are, the more efficiently they can use your equipment. That is why we offer customer-specific courses and training activities so you can achieve the ØVERAASEN Snow-How directly from the manufacturer. The courses are practice-oriented and leave plenty of time for technical discussions. All the important information and topics necessary for efficient operation are addressed in detail. The courses finish with a concluding examination and the participants are awarded a diploma.

## STRONG PARTNERS. ALL-ROUND EXPERTISE.

Whether you need advice, maintenance, repair service or original spare parts: Our service technicians provide the best possible support and are your reliable partners throughout the entire lifecycle of your snow clearance equipment.

### ØVERAASEN SERVICE CENTER

Our experts in the Service Center are there waiting for you – whenever you might need them. Our in-house service technicians will travel to you from Norway or Germany and we also have a high-performance partner network in all the important markets. In all our service teams – whether operated internally by us or by our local partners – experienced, comprehensively trained specialists all contribute with their expertise.

In winter, the ØVERAASEN Service Center can be reached 24/7 and the service technicians will do their utmost to make sure that flights continue to operate on time despite difficult weather conditions.

**You can contact the ØVERAASEN Service Center at:**  
**Norway, +47 90 65 12 00 or [service@overaasen.no](mailto:service@overaasen.no)**  
**Germany, +49 77 48 92 997 98 or [bestellung@overaasen.de](mailto:bestellung@overaasen.de)**

— **Fast, expert support in the event of technical malfunctions**

— **Low downtimes**

— **Experienced service technicians**

— **Local service from our network of partners**

— **Individual service and maintenance agreements**

— **Product courses and training events**

— **Low operating costs thanks to professional service**

— **Full control of costs**



### SPARE PARTS – AVAILABILITY

Original spare parts ensure the optimum operation of your airport equipment. We dispatch the parts to you reliably and with the shortest possible delay from our comprehensively stocked warehouse in Gjøvik or from Grafenhausen in Germany. Orders are normally shipped the same day from stock.

Based on the current machine and parts documentation, our specialists directly determine the parts that are necessary to meet your request, together with prices and terms of delivery. Naturally, we organize the delivery by post, courier or road transport – and, if you wish, we can arrange for the parts to be installed by a service technician with experience of ØVERAASEN equipment.

We promise our customers that parts are available for minimum 20 years.

**You can contact the ØVERAASEN spare parts department at:**  
**Norway, +47 61 14 60 00 or [ordre@overaasen.no](mailto:ordre@overaasen.no)**  
**Germany, +49 77 48 92 997 98 or [bestellung@overaasen.de](mailto:bestellung@overaasen.de)**



# WE BALANCE QUALITY AND SUSTAINABILITY

Mille Øveraasen, After Sales Manager



## WE ACT RESPONSIBLY.

For generations, a sustainable approach has been a self-evident part of our philosophy. As a family-owned company, we already have more than 110 years of innovation behind us. And our history has always been characterized by long-term thinking and sustainable behaviour. For our customers, for our employees, for our company and for the environment.

The high quality of our snow clearance equipment is a central factor in achieving sustainability. Because it is only through this high quality level you can make efficient use of our equipment over many years and profit over the long term from your investment in ØVERAASEN Airport Equipment.

To make sure that this does not change, we will continue to ensure a high level of vertical integration in our manufacturing operations in our head-quarters in Gjøvik. We will continue to work with our long-standing supply partners in Europe. In this way, we can save resources, convincingly combine sustainability and quality and meet your specific needs quickly and reliably. Today and in the future.



## ALL TOGETHER. ALL FOR YOU.

Whether in the field of development, production, logistics or sales: Everyone at ØVERAASEN is a “Snow professional” through and through. We do our very best to meet your requirements and achieve the goal we have set ourselves: outstanding expertise in snow clearance.

As a team, we achieve this goal together, every single day. With our lean, efficient organizational structure. With short paths, in direct personal contact between the different sectors. With technically skilled, qualified employees at every level of the company. The most experienced among us pass on their knowledge to new employees and the up-and-coming generation so that we can maintain and constantly extend our expertise – for you.



Jan Ivar Thorsrud, Research & Development Manager /  
Audun Kristiansen, Logistic Manager



Stein Erik Pettersen, Key Account Manager



## WORLDWIDE IN CONTACT. WORLDWIDE AT YOUR SIDE.

More than 110 years of experience and expertise in snow clearance technology: That is the rock-solid basis that allows us to give you active support. Whether you need detailed advice on the correct use of our airport equipment, or if you have specific questions about snow handling, you can always trust the snow professionals!

You can find further information at [www.overaasen.no](http://www.overaasen.no)

### ØVERAASEN AS

Roald Amundsens veg 1 | NO-2816 Gjøvik | Norway  
Phone +47 61 14 60 00 | E-mail: [info@overaasen.no](mailto:info@overaasen.no)

### ØVERAASEN Deutschland GmbH

Gewerbestrasse 26 | 79865 Grafenhausen | Germany  
Phone +49 7748 92 99 798 | E-mail: [info@overaasen.de](mailto:info@overaasen.de)

Technical changes and data:  
The right to make changes pursuant to technical developments is reserved. The technical data in the current brochure is presented only for the purpose of product description and is not to be understood as representing legally binding characteristics. All illustrations are provided by way of example only.





**ØVERAASEN AS** | Roald Amundsens veg 1 | NO-2816 Gjøvik | Norway  
Phone +47 61 14 60 00 | E-mail: [info@overaasen.no](mailto:info@overaasen.no) | [www.overaasen.no](http://www.overaasen.no)

